

CHEMISTRY THAT MATTERS™

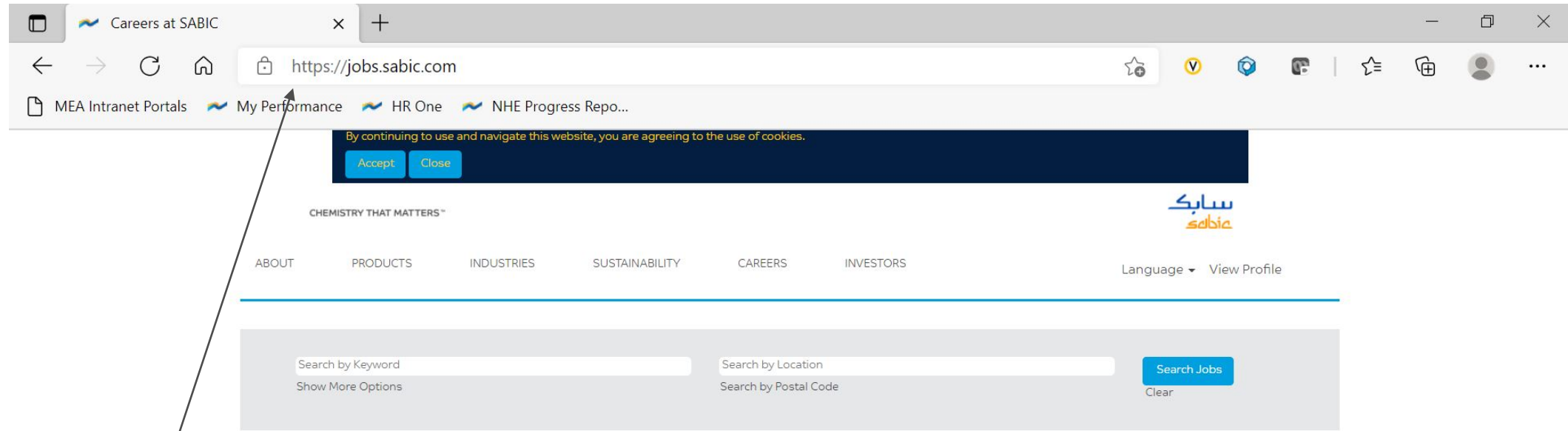


# HOW TO CREATE A PROFILE ON SABIC WEBSITE

Global Talent Acquisition  
Jun 22, 2021

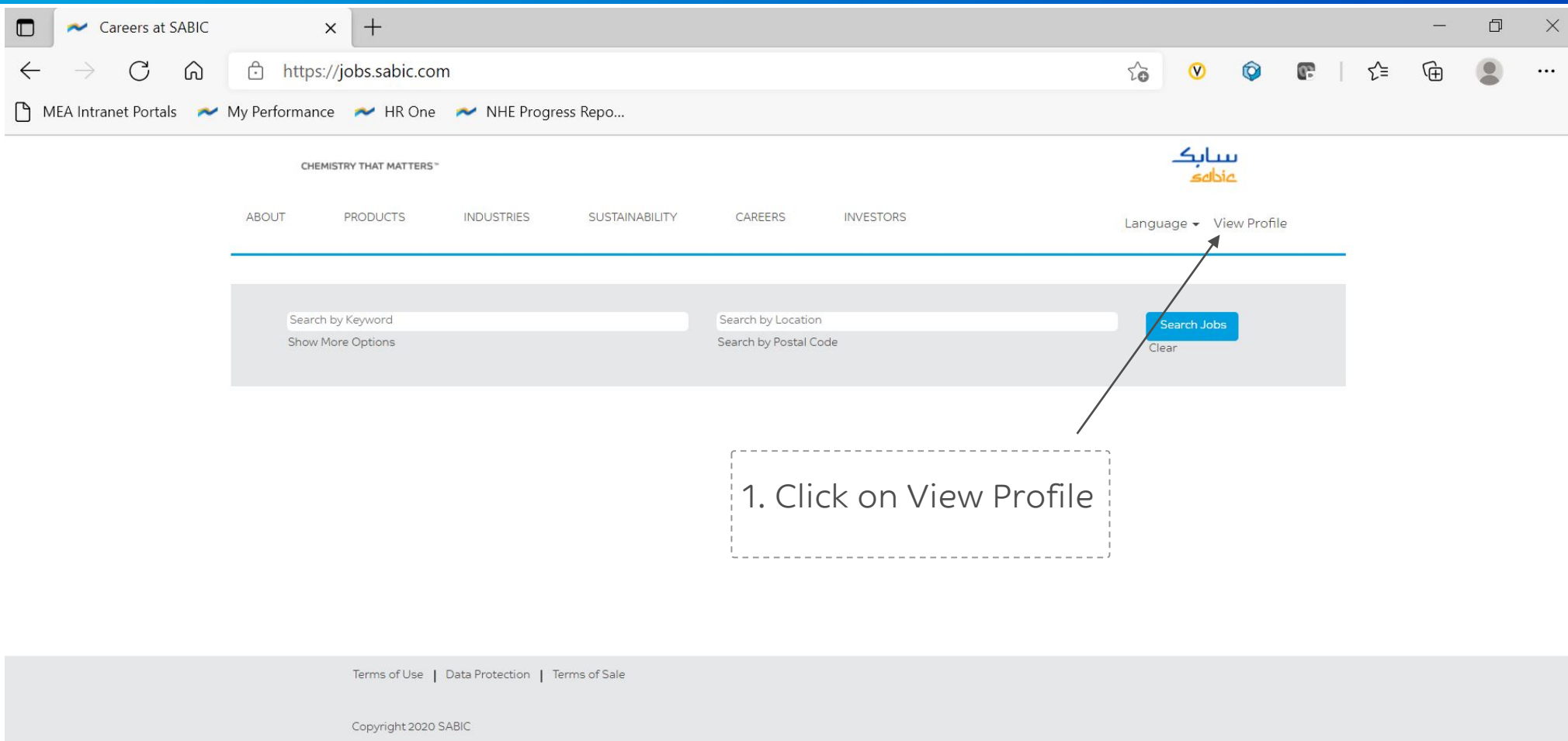


# HOW TO CREATE A PROFILE ON SABIC WEBSITE



1. Visit SABIC website <https://jobs.sabic.com/>

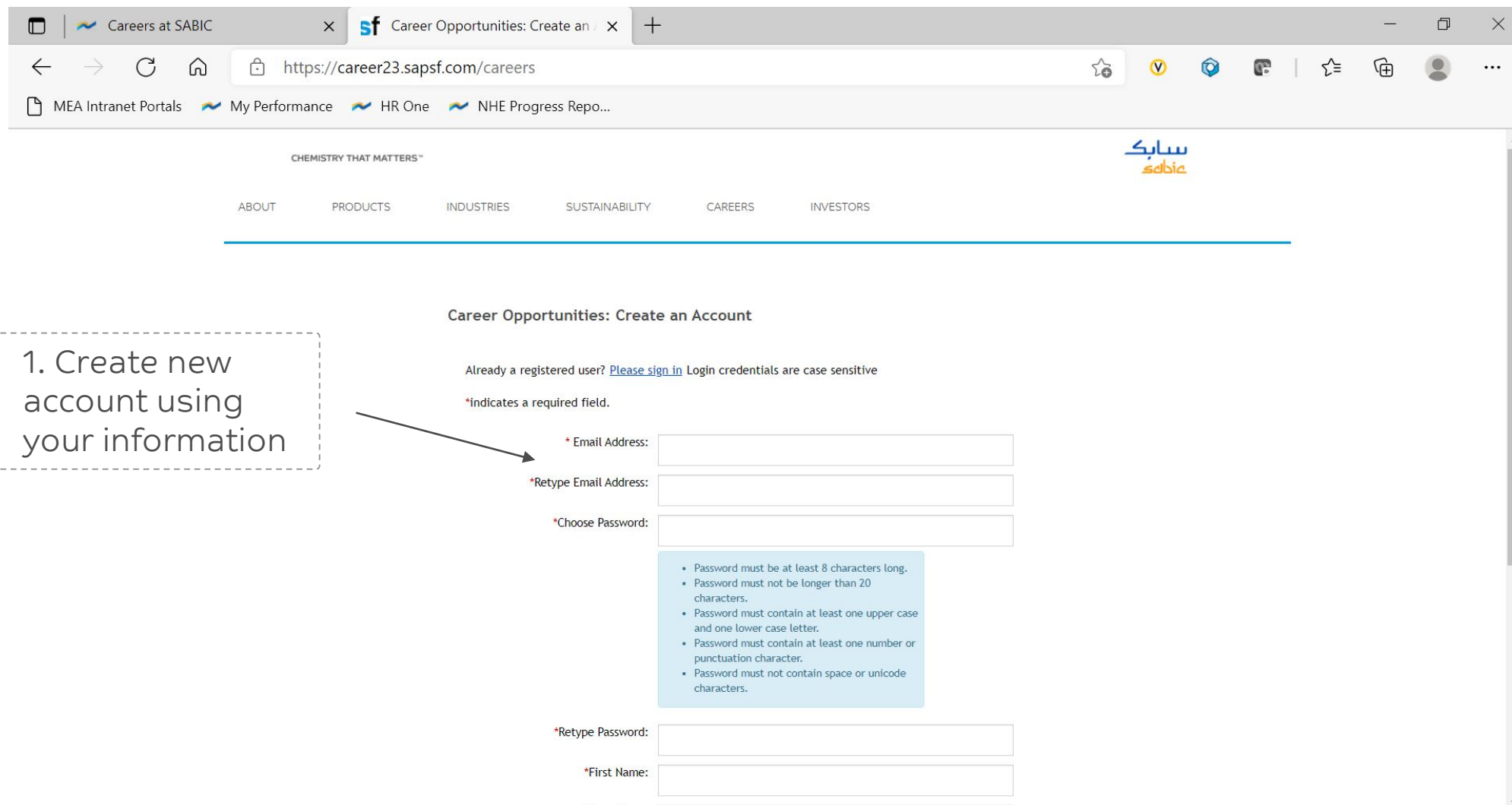
# HOW TO CREATE A PROFILE ON SABIC WEBSITE



The screenshot shows a web browser window with the URL <https://jobs.sabic.com>. The browser's address bar and tabs are visible at the top. Below the browser window, the SABIC website header is shown, featuring the tagline "CHEMISTRY THAT MATTERS™" and the SABIC logo. A navigation menu includes links for ABOUT, PRODUCTS, INDUSTRIES, SUSTAINABILITY, CAREERS, and INVESTORS. On the right side of the header, there is a "Language" dropdown menu and a "View Profile" link. An arrow points from a dashed box containing the text "1. Click on View Profile" to the "View Profile" link. Below the header, there is a search bar with fields for "Search by Keyword" and "Search by Location", and a "Search Jobs" button. The footer of the website contains links for "Terms of Use", "Data Protection", and "Terms of Sale", along with the copyright notice "Copyright 2020 SABIC".

1. Click on View Profile

# HOW TO CREATE A PROFILE ON SABIC WEBSITE



Careers at SABIC

Career Opportunities: Create an Account

https://career23.sapsf.com/careers

MEA Intranet Portals My Performance HR One NHE Progress Repo...

CHEMISTRY THAT MATTERS™

ABOUT PRODUCTS INDUSTRIES SUSTAINABILITY CAREERS INVESTORS

### Career Opportunities: Create an Account

Already a registered user? [Please sign in](#) Login credentials are case sensitive

\*Indicates a required field.

\*Email Address:

\*Retype Email Address:

\*Choose Password:

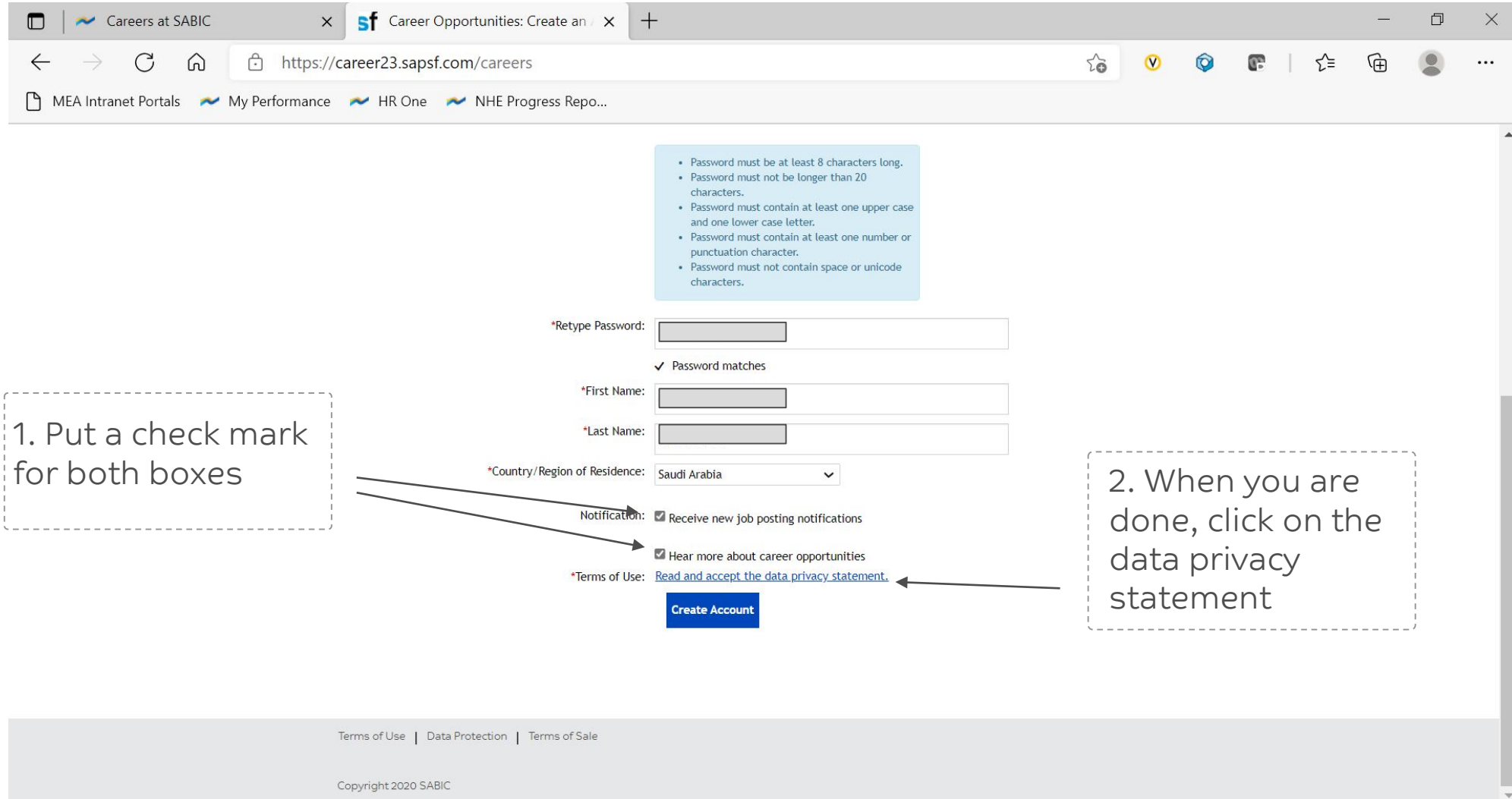
- Password must be at least 8 characters long.
- Password must not be longer than 20 characters.
- Password must contain at least one upper case and one lower case letter.
- Password must contain at least one number or punctuation character.
- Password must not contain space or unicode characters.

\*Retype Password:

\*First Name:

1. Create new account using your information

# HOW TO CREATE A PROFILE ON SABIC WEBSITE



The screenshot shows the 'Career Opportunities: Create an account' page on the SABIC website. The browser address bar shows the URL <https://career23.sapsf.com/careers>. The form includes the following fields and options:

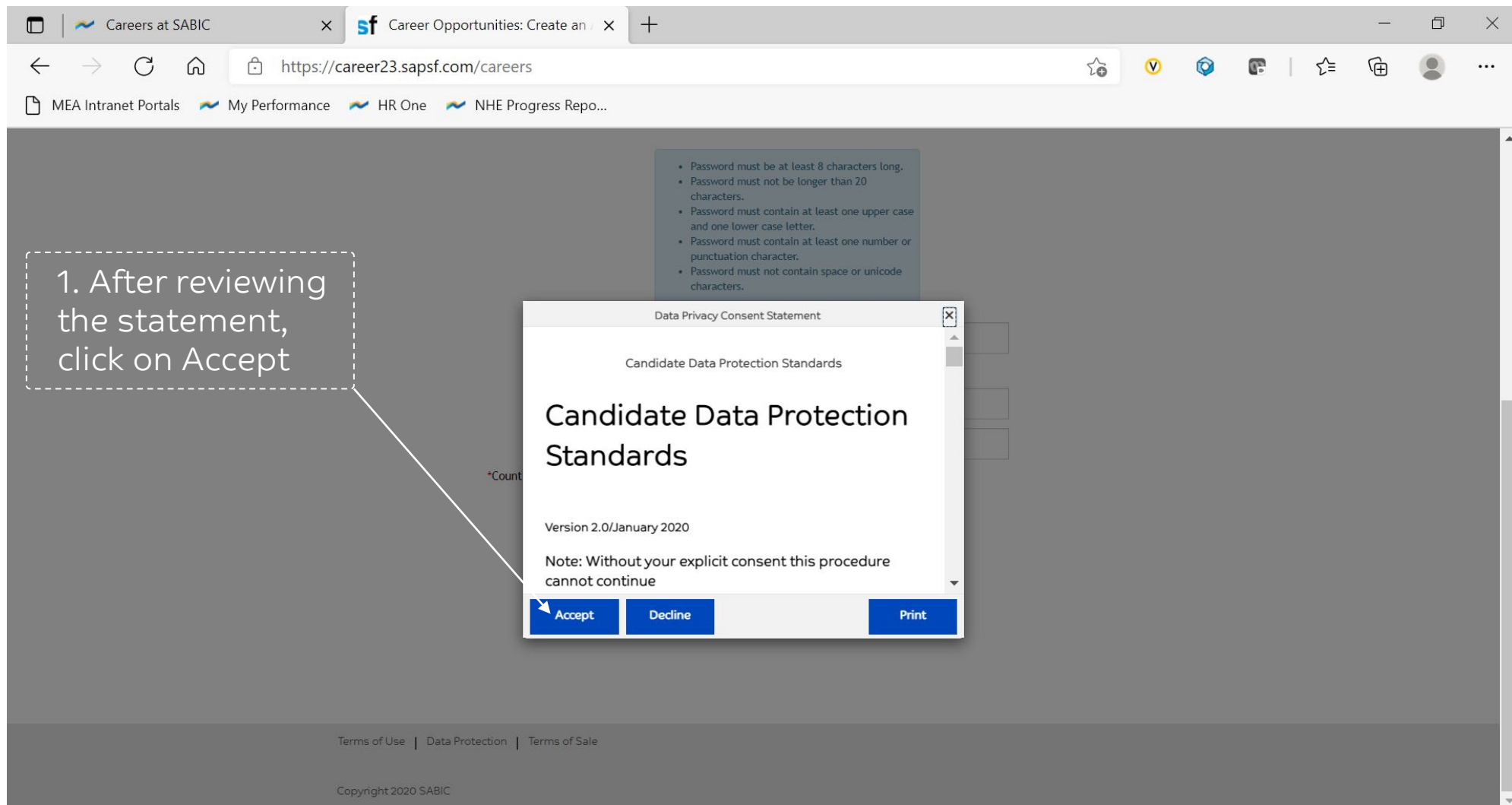
- Password Requirements:**
  - Password must be at least 8 characters long.
  - Password must not be longer than 20 characters.
  - Password must contain at least one upper case and one lower case letter.
  - Password must contain at least one number or punctuation character.
  - Password must not contain space or unicode characters.
- \*Retype Password:** [Text input field]
- ✓ Password matches**
- \*First Name:** [Text input field]
- \*Last Name:** [Text input field]
- \*Country/Region of Residence:** Saudi Arabia (dropdown menu)
- Notification:**
  - ☒ Receive new job posting notifications
  - ☒ Hear more about career opportunities
- \*Terms of Use:** [Read and accept the data privacy statement.](#)
- Create Account** (button)

Annotations on the form:

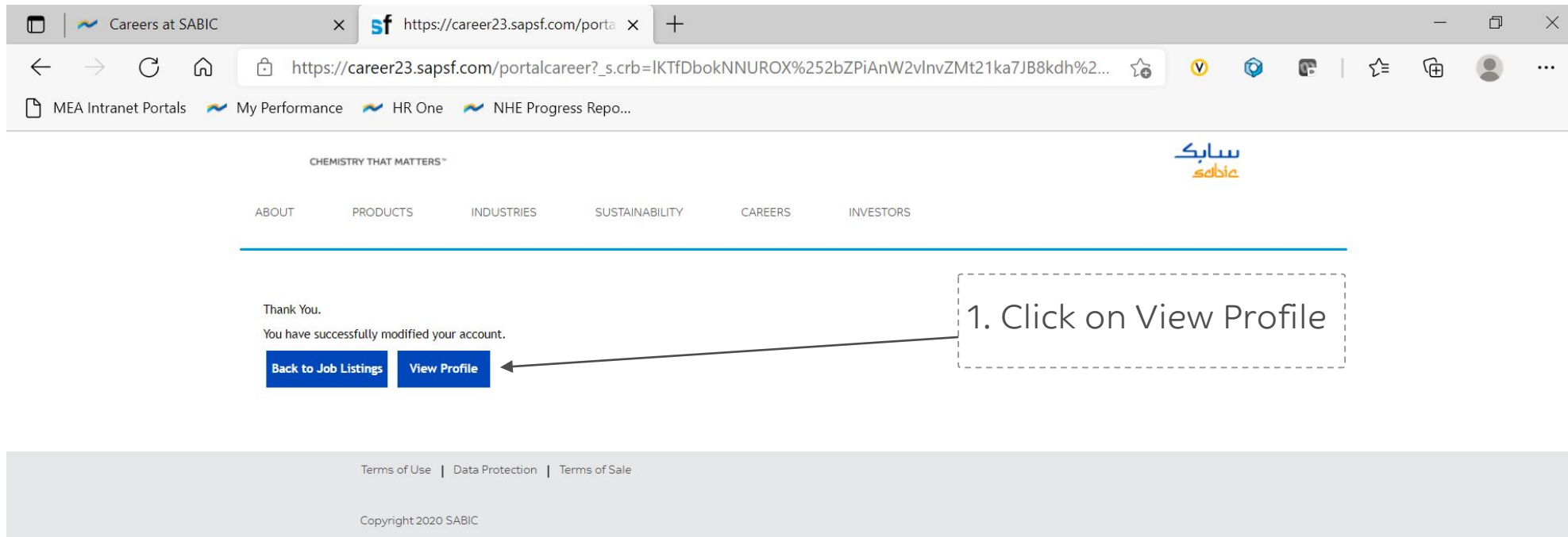
1. Put a check mark for both boxes (pointing to the 'Receive new job posting notifications' and 'Hear more about career opportunities' checkboxes).
2. When you are done, click on the data privacy statement (pointing to the 'Read and accept the data privacy statement' link).

Footer: Terms of Use | Data Protection | Terms of Sale  
Copyright 2020 SABIC

# HOW TO CREATE A PROFILE ON SABIC WEBSITE



# HOW TO CREATE A PROFILE ON SABIC WEBSITE



The screenshot shows a web browser window with the URL <https://career23.sapsf.com/porta>. The browser's address bar and tabs are visible. The website header includes the SABIC logo and the tagline "CHEMISTRY THAT MATTERS™". A navigation menu contains links for ABOUT, PRODUCTS, INDUSTRIES, SUSTAINABILITY, CAREERS, and INVESTORS. The main content area displays a success message: "Thank You. You have successfully modified your account." Below this message are two buttons: "Back to Job Listings" and "View Profile". A dashed box with the text "1. Click on View Profile" and an arrow points to the "View Profile" button. The footer contains links for Terms of Use, Data Protection, and Terms of Sale, along with the copyright notice "Copyright 2020 SABIC".

Thank You.  
You have successfully modified your account.

[Back to Job Listings](#) [View Profile](#)

1. Click on View Profile

Terms of Use | Data Protection | Terms of Sale

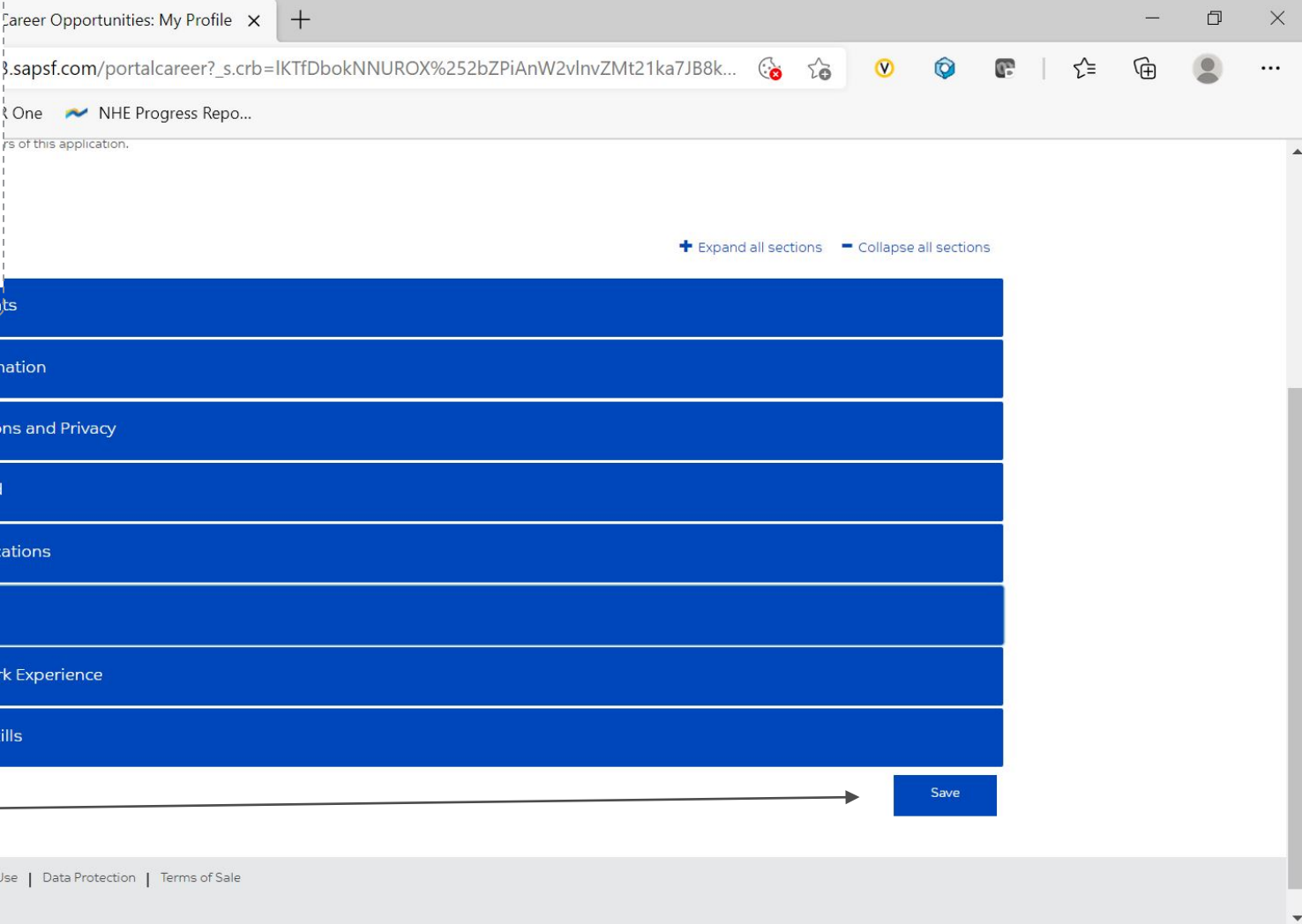
Copyright 2020 SABIC

# HOW TO CREATE A PROFILE ON SABIC WEBSITE

1. Add your information and upload the necessary documents:

- My Documents
- Profile Information
- Education
- Previous work Experience

2. When you are done, click Save



The screenshot shows a web browser window with the URL [sapsf.com/portalcareer?\\_s.crb=IKTfDbokNNUROX%252bZPiAnW2vlnvZMt21ka7JB8k...](#). The page title is "Career Opportunities: My Profile". Below the browser window, there is a list of sections with expand/collapse icons. The sections are: My Documents, Profile Information, Search Options and Privacy, Jobs Applied, Saved Applications, Education, Previous Work Experience, and Language Skills. A "Save" button is located at the bottom right of the profile form. Arrows from the numbered instructions point to the relevant sections: "1. Add your information and upload the necessary documents:" points to the first four sections, and "2. When you are done, click Save" points to the "Save" button.





THANK YOU